









PALMA – Luggage Cart – Chrome



- Dimensions: W1120 x D610 x H1910mm
- Non-marking and full wrap-around rubber bumper in light grey
- Hanging rail for coat hangers (48 cm)
- Thick and soft black carpet made of 100% polyamide
- Leather handles included
- Load capacity: max 300 kg
- Castors: 2 swivel and 2 fixed Ø200 mm 'RG'
- Materials: chrome plated steel tube Ø40 mm
- Dimensions, Number of suitcases, Weight: 38-44 KG
- Available in S, M and L
- Art No. 571472401601

Technical Data:

					
max 300 kg	2 swivel with brake and 2 fixed Ø160 mm	Chrome plated steel tube Ø40 mm	790 x 590 x h 1890 mm	6 - 8	38 kg
max 300 kg	2 swivel with brake and 2 fixed Ø160 mm	Chrome plated steel tube Ø40 mm	990 x 590 x h 1890 mm	7 - 9	40 kg
max 300 kg	2 swivel with brake and 2 fixed Ø160 mm	Chrome plated steel tube Ø40 mm	1080 x 760 x h 1890 mm	9 - 11	44 kg

